



P3P Decision Support Tool - Guide

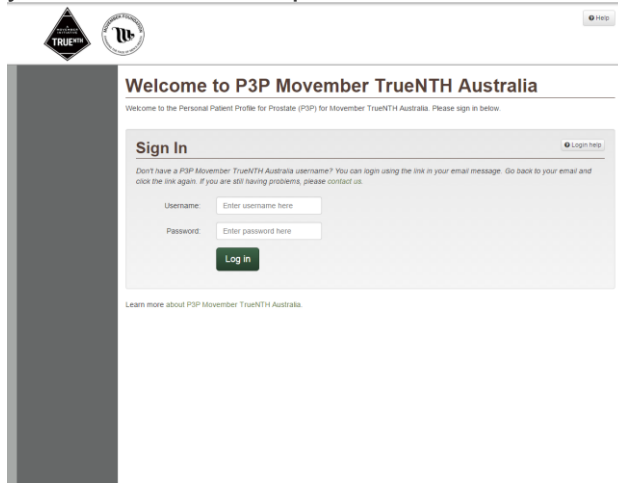
Personal Patient Profile-Prostate (P3P) Decision Support Tool is a web based tool for men with newly diagnosed Localise Prostate Cancer that focuses on personal preferences. It aims to increase decision preparation and satisfaction, and decrease decision conflict with regards to managing your Localised prostate cancer.

Access the Decision Support Tool

Decision Support can be accessed via the TrueNTH navigation page <http://www.truenth.org.au/>

Click on the Decision Support tile. The P3P Decision Support login screen will display.

Log in to the P3P Decision Support with your username and password.

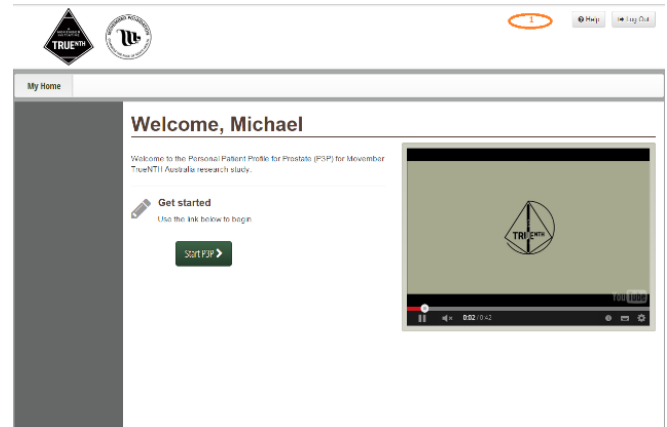


Equipment and Set up

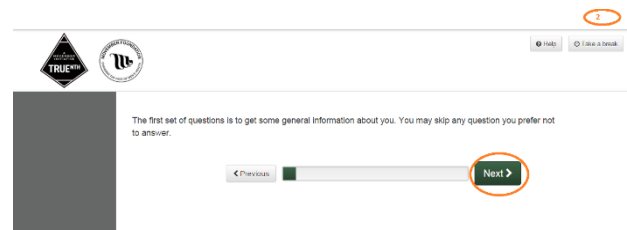
1. A computer (desktop,laptop,ipad etc)
2. Internet Connection.

Answering the Questionnaire

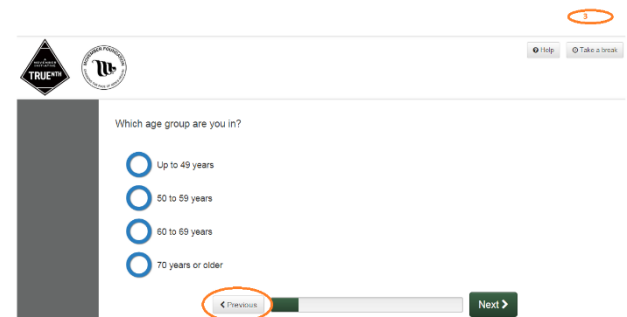
1. Upon logging into P3P Decision Support Aid, the Welcome page displays(1)



2. Click on the start P3P questionnaire.
3. After you answer each question click on the next button.(2)



4. Click on the previous button to back to the previous question (3)



5. If you feel you need to take a break click on the take a break button.(4)



4

How much influence might a co-worker's opinion, advice, or story about cancer have on your prostate cancer treatment decision?

No influence

A little influence

Some influence

A lot of influence

[Previous](#) [Next](#)

Complete skipped questions

1. If you have skipped any questions, these will be displayed to you at the end of the questionnaire.(5)

5

Skipped Questions

Below is a list of sections in which you did not answer at least one of the questions. If you would like to add an answer, click on the question.

When you have finished all the questions you wish to answer, click the "Finish" button at the bottom of the list. You will not be able to change your answers after clicking the "Finish" button.

About You

- Which age group are you in?

[Finish](#)

Print the Patient Information

1. Once you completed the Questionnaire you are presented with information tailored to you based on how you answered the questions.
2. To print off the information, select More About Prostate Cancer.

6

My Home My Top Concerns Statistics My Decision Role More About Prostate Cancer What Do You Think?

More About Prostate Cancer

Read through the information topics to learn more about prostate cancer. Select topics to read on the left. You can also use the Print button if you would like to print all topics to refer to later.

[Print This Information](#)

Your cancer stage

Where and how much cancer is in your body

Treatment decisions are based partly on the stage of development of the cancer - whether it has spread and if so, how far it has spread. Doctors use numbers and letters to put a "stage" on your prostate cancer. The stage says where and how much cancer is in your body. Your doctors may offer you different kinds of prostate cancer care based on what stage your cancer is.

Now that your prostate cancer has been diagnosed, your doctors will use information from your [digital rectal examination \(DRE\)](#), [Prostate Specific Antigen \(PSA\)](#), blood tests, and [biopsy](#) to decide your cancer stage. If they need more information, you might need to have more tests. The most common tests are:

- Bone scan:** A special x-ray to see if cancer has spread to your bones.
- Plain x-rays:** A way to confirm what the bone scans found.
- Computed tomography (CT) scan:** A computerized image of the prostate and other nearby parts of the body. This test is done if your PSA is greater than 20, or if [radiation therapy](#) is a care option for you.
- Magnetic resonance imaging (MRI):** Magnetic fields and radio waves are used to form images of the prostate and nearby parts of the body to see if cancer has spread.

3. Select Print this information (6)

7

Where are you printing?

Choose your location:

[I'm in the clinic](#) [I'm at home](#)

Great! Click below to print (or print/save as PDF).

[Print Now](#)

[Close](#)

The "Where are you printing" form shall display.

Select I'm at home option
Select the "Print Now" button to access the print screen.(7)

Logout of Decision Support Tool

Select the logout button in the right top hand side of the Decision Support Tool Screen.